



Morecambe Bay
Academy



Year 6 Transition 2021

Welcome booklet

Belong

Believe

Achieve

Contents

1. Welcome
2. Key staff
3. The school day
4. Subjects studied and extra-curricular activities
5. Uniform
6. Equipment and PE kit
7. What a Morecambe Bay Academy learner looks like
8. Eating in school
9. Attendance
10. Homework
11. Rewards and sanctions

Additional information to support your transition from primary school can be found on our website.


If you have any questions, please do not hesitate to contact school on 01524 410207 or email: reception@morecambebayacademy.co.uk

Welcome

Welcome to Morecambe Bay Academy: we look forward to working with you over the next five years. The secondary stage is a key time in a child's education and development. They will need to develop skills that set them up for the future, to focus on problem solving and learning new topics and material during this time. At Morecambe Bay Academy, we feel that all students make better progress if they are happy, settled, secure, with strong friendships and an ability to discuss their work with their peers and teachers.

We set and encourage high standards for all students but aim to do this in an environment of mutual respect and through strong communication channels, between students, parents/carers and teachers. We take pride in watching our students develop and grow during their time here, with the intention of providing experiences and opportunities that may last a lifetime. Our students will be challenged and supported in all areas, so that they develop the confidence to take ownership of their studies and become successful learners. We have high academic standards and expectations of all our students and will do our utmost to ensure that you thrive here and that you are both happy and successful.

We very much look forward to working with you.



Mrs H McClurg (Principal)



"I have had a great experience so far at Morecambe Bay Academy. I was nervous coming into school on the first day but after meeting my teachers, I felt comfortable and eager to make the most of all of the opportunities waiting for me."

Erin, Year 7 Student

Belong

Believe

Achieve

Key Staff

You will have a number of different teachers who will teach you throughout the school day. You will also have a Form Tutor who you will spend time with every day of the week during form time.

Your Form Tutor:

We see the role of the Form Tutor as being vital to the efficient running of the school and its successful pastoral care. The Form Tutor should be the first person to turn to for help or advice, although it may sometimes be necessary to refer the matter to the Head of Year.

On a daily basis your personal tutor will:

- Ensure that you are prepared for learning
- Offer guidance and help you make your own decisions - by question and focus - and provide information where appropriate
- Help prepare you for educational choice
- To maintain an orderly atmosphere in which everyone feels safe, secure and valued
- To assist you to make secure and sound life choices and to respect those of others

You will meet as a form group with your Form Tutor at the start of every day, where you will take part in a number of form activities. Every year group meets once a week in the main school hall for an assembly. Members of the Senior Leadership Team (SLT) or Mrs Roberts-Jones, your Head of Year, will take the assembly and throughout the year we also have a number of guest speakers.

“If you have a problem there is always someone to speak to who will do their best to help. You have a Form Tutor and Mrs Roberts-Jones as Head of Year but all teachers care and want to help.”

Billy, Year 7 Student

Form Tutors

The Year Seven Tutor Team:



7A – Mrs Davies



7B – Miss Redburn



7C – Mr Casson



7D – Mrs Windle



7E – Mr Wittering




7F – Mrs Shorrocks



7G – Mr Patrick

There are a number of other key staff that you need to know when starting in September. They are highlighted below:

 Mrs McClurg – Principal	 Mrs Roberts Jones - Head of Year 7
 Mr Johnson – Assistant Principal Transition	 Mrs Ashcroft - Assistant Principal Transition
 Mr Salhouse - Assistant Principal Designated Safeguarding Lead (DSL)	 Mrs Whitaker - Attendance Manager

SENCo – Ms M Iddon will be joining us in September.

The school day

We have a two-week timetable which means you will study your lessons over a two-week period. Starting secondary school means you have to organise the books and equipment you will need for each day. To help with your organisation and to make sure that you have all of the correct books and equipment each day, we advise you to pack your bag the night before so that you are well prepared.

Unlike primary school, you will move rooms each hour and will have a different teacher every lesson. Do not worry about moving around the school site – although it will be bigger than you will be used to, you will quickly learn where everything is and older students are always on hand to guide you in the right direction!

Timings of the school day

8.55 a.m.	Form time inc. a year group assembly once per week
9.10 a.m.	Lesson 1
10.10 a.m.	Lesson 2
11.10 a.m.	Break
11.25 a.m.	Lesson 3
12.25 p.m.	Lunch
1.05 p.m.	Lesson 4
2.05 p.m.	Lesson 5
3.05 p.m.	End of school day



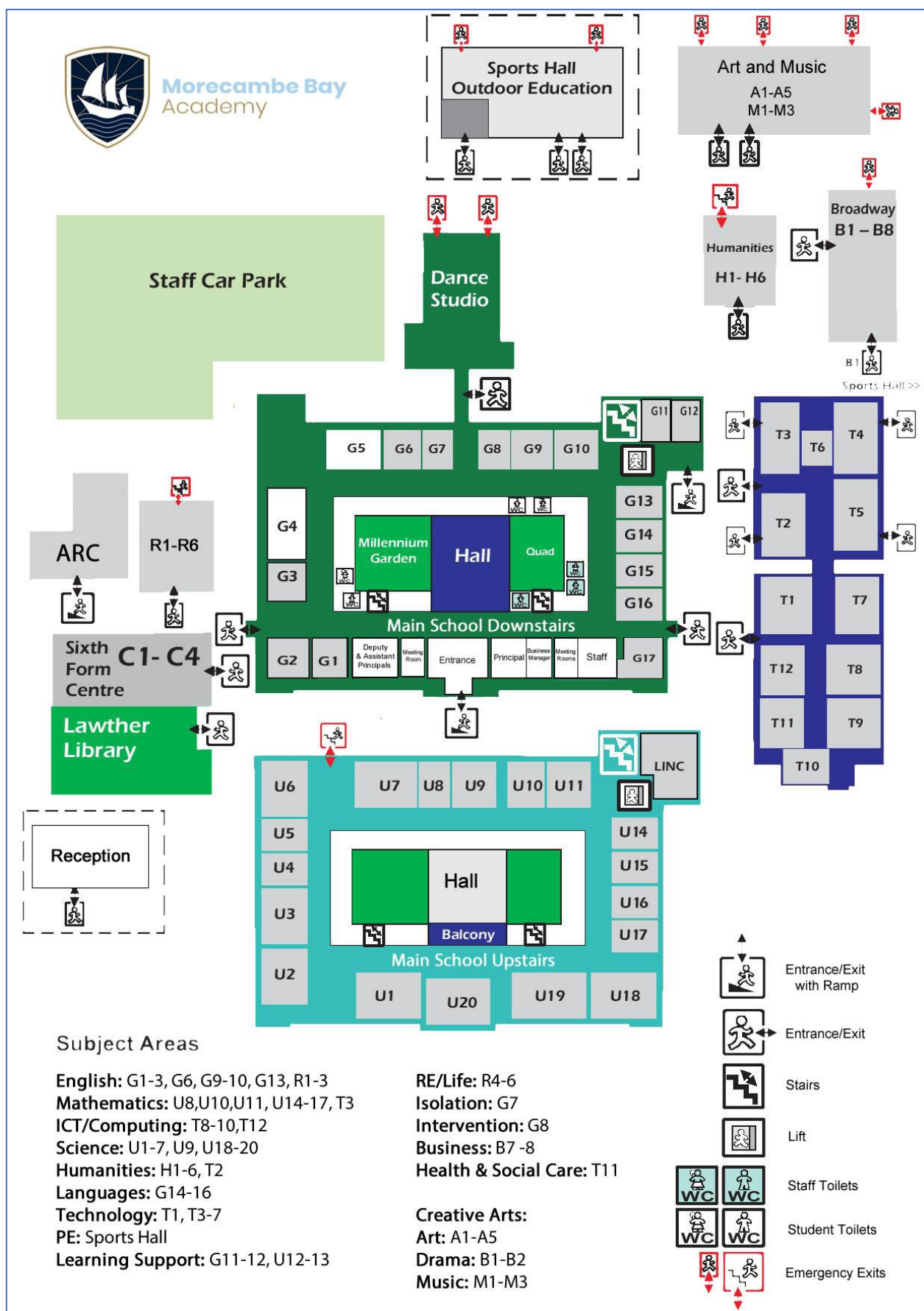
As you can see, there are 5 x one hour lessons every day.

There is a short break in the morning where you can purchase hot and cold food from the canteen or eat a snack brought from home whilst spending time with friends. At 12.25 there is a 40-minute lunch break. Again, you can purchase food from the canteen or you can bring a packed lunch from home.

There are a number of clubs that run at lunchtime, which you are more than welcome to attend, or you can spend the time relaxing and having fun with friends. We allocate the 'back yard' for just Year 7 and 8 students and staff are on duty to make sure everyone is happy. If the weather is bad, we open up dedicated Year 7 wet lunch rooms so students can eat their packed lunches inside.







The canteen is also open before school from 8.10 where you can get a free breakfast.





School Map



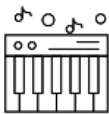


Subjects

You will study a wide number of subjects throughout the week. Below is a list of subjects studied in Year 7 and the amount of time spent on each.

	Subject	Hours studied per fortnight	Overview of what you will learn
	English	8	You will embark on an exciting journey through the world of literature and exploring how the written word has impacted the world we live in. Your English teachers will inspire you to become critical thinkers, confident speakers and creative writers.
	Mathematics	8	In Maths we love solving problems and we will develop your skills. You will investigate shape, number patterns and real-world maths, as well as working on your core number skills and the maths you will use in your everyday life.
	Science	6	You will develop your investigative skills and enjoy discovering topics such as forces, organisms and ecosystems. You will be encouraged to become confident and curious when conducting experiments and exploring the wonderful world around us.
	History	3	You will study a variety of topics focused on the Medieval Era including the political Conquest of England and Wales in 1066. You will also produce an independent study on the history and growth Lancaster or Morecambe.
	Geography	3	You will learn about the people, places and world around us. You will develop your map reading skills and a greater understanding of the effects of the weather on the UK amongst other exciting topics.
	French	4	You will start off with recapping a few basics which you may already have come across at primary school e.g. greetings, colours and pets. From here, you will learn how to describe yourself, your friends, your school, your hobbies and your town.

	PE	4	<p>You will experience a range of fun and enjoyable activities that will develop a variety of physical, social and mental skills. You will also be given the opportunity to take part in activities at lunchtimes, afterschool and intra/inter school fixtures.</p> <p>The activities you will experience include: netball, rugby, football, handball, basketball, dodgeball, dance, gymnastics, trampolining, badminton, table tennis, tennis, athletics, cricket, rounders, longball and softball.</p>
	Life (RE and PSHE)	2	<p>You will look at a number of topics that will support you in everyday life such as managing your time, health and money. You will also learn about forming positive relationships, how to stay safe online and in the real world and what our British values are in a multicultural UK. In RE you will look at the shared human experiences of life, values, beliefs and commitments.</p>
	Computer Science	2	<p>In Year 7 Computing and ICT, you will learn what a computer is and how a computer thinks by studying Computer Systems and Computational Thinking. You will also find out how we program computers to tell them what to do in sequencing and build your skills with manipulating images in graphics editing</p>
	Technology	4	<p>You will develop a range of investigation, design and practical skills. You will gain experience of Computer Aided Design and Manufacture, as well as using a wide variety of workshop-based hand tools and specialist equipment.</p> <p>You will rotate between the areas of Product Design and Food.</p> <p>In Food Technology, you will learn about basic food hygiene and preparation skills whilst making a range of sweet and savoury products as well as learning to make homemade favourites including flapjack and burgers!</p>

	Art	2	Art in Year 7 is designed to give you plenty of opportunity to use lots of different materials, processes and techniques to make artwork. You start off the year looking at pattern and colour under the theme of 'Insects', using lots of different drawing and painting materials, you then move on to experimenting with printmaking and ceramics.
	Drama	2	You will participate in projects such as Ghost Stories at Halloween, Harry Potter, Science Fiction, Silent Movies and Soap Operas. You will develop your verbal skills, stage positioning, characterisation and stagecraft.
	Music	2	Do you want to be the next rock star? You will learn to play the ukulele, keyboard and guitar through interactive practical music lessons. You will have the opportunity to form your own bands and will be able to record your music professionally!

Extra-curricular clubs and activities

There are a number of clubs and activities that run at lunchtime and after school. Below are examples of what will be available this year:

Art club	Eco club	Drama club
Boxercise	School choir	Football
Girls football	Rugby	Netball
Sports hall social	Homework club	Rounders



“All my lessons are amazing however Art and English are my favourites. My teachers are lovely’.

Elise, Year 7 Student



Belong

Believe

Achieve

Uniform expectations

It is really important that the correct uniform is worn at all times and is worn with pride. Wearing our uniform gives everyone a sense of belonging to our school community.

A list of uniform items can be seen below:

Students **must** wear

- School blazer*
- School tie*
- Plain white shirt (short or long sleeved)
- Charcoal grey trousers
- Charcoal grey/checked Morecambe Bay Academy skirt*
- Plain black or flesh coloured tights
- Plain black or white ankle socks – no knee high socks
- Plain black 'leather/imitation leather' school shoes – no pump/trainer style footwear is allowed and avoid canvas/suede materials
- Items of clothing with religious significance may be worn. These must be in school colours. Please discuss this with your child's Head of Year.



*Items of uniform must be purchased through 'Uniform and Leisurewear Company'. Other items of clothing/footwear can be purchased through the high street.

You may wear a plain, unbranded navy-blue v neck jumper underneath your school blazer (no round neck or sweatshirt material/style). Jumpers are not to be worn instead of the blazer.

The only jewellery permitted is one pair of plain silver or gold coloured studs worn in the lower ear lobe. No facial piercings are allowed – you may wear a plain wrist watch.

Students are allowed to wear mascara, concealer and foundation – this must be subtle*. You are not allowed fake eyelashes/eyelash extensions, false or acrylic nails or wear coloured nail varnish.

Haircuts must be smart and presentable and need to be suitable for the school environment. Haircuts that are extreme* in style or colour are not allowed. Fully shaved heads, tramlines are not acceptable.

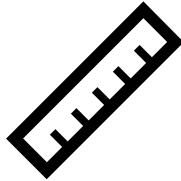
*If required, the school will make the decision on what is subtle or acceptable in relation to make-up and hair styles.

Equipment essentials

We think it is really important for students to be prepared for learning in all lessons.

This means that you must have all of the equipment that you need to be able to take part in every lesson. This way we can avoid wasting any learning time on handing out essential equipment.

As a **minimum** expectation, all students must have:



Pen – blue or black ink

Pencil

Ruler (15 cm or 30 cm)

White board marker

School planner – provided by school

Exercise books – provided by school

An equipment check will be done at the start of each day to make sure you are prepared for the day ahead.

In addition, you may need other equipment:

- Scientific calculator (CASIO FX-85GTX recommended)
- Coloured pencils or pens
- PE kit
- Cooking ingredients
- Protractor and a pair of compasses

In many jobs, you will need to be organised and prepared for your work. If you develop these habits now, this will prepare you really well for your future career.

PE kit

You have two PE lessons a week and will experience a number of different sports. There are also afterschool practices and the opportunity to represent Morecambe Bay Academy against other local schools and schools across the County in cup competitions.

The PE kit outlined below needs to be worn in lessons and can be worn in practices.

Please note that some items are compulsory and some are optional.


	Essential items	Non-essential (optional) items
Boys	<ul style="list-style-type: none">• MBA – Rugby shirt• MBA – T shirt• MBA – Shorts (Navy)• Navy – long football socks• Studded boots (grass/3G lessons)• Trainers (indoor lessons/hardcourt)	<ul style="list-style-type: none">• Plain Navy – tracksuit bottoms (Option to wear in outdoor lessons – October ½ term to Easter only)• MBA ¼ zip tracksuit top• Low cut trainer socks (indoor lessons)
Girls	<ul style="list-style-type: none">• MBA – T shirt• MBA – Shorts or skort or leggings (Navy)• MBA ¼ Zip tracksuit top• Trainers (indoor lessons/hardcourt)• Long socks (Navy) or low-cut trainer socks	<ul style="list-style-type: none">• Plain Navy – Tracksuit bottoms (Option to wear in outdoor lessons – October ½ term to Easter only)• Studded boots

In addition:

- Hair bobbles are essential for students with long hair as it **MUST** be tied up
- All jewellery must be removed



What a Morecambe Bay Academy learner looks like



1. You arrive on time, every minute counts. Every lesson starts with a short, 'do now' task as soon as you enter the room.
2. You take pride in your work. Look after your exercise books, keep them neat with dates and titles underlined. Continue the good habits from primary school.
3. You will be willing to participate. Every time a teacher asks a question, you need to be ready to answer it.
4. You will be prepared for your lesson. Be prepared and take responsibility for your own things including PE kit.
5. You will study outside school. You will be set homework and you will need to record it in your planner. Homework is also recorded on Synergy. It is your responsibility to see your teacher if you are not sure what to do.
6. You will work at different noise levels. Sometimes silent work is most appropriate, other times you may be able to work with the person next to you or in a group.

**We expect you to put maximum effort into every lesson in every subject.
Learning is not always easy. It doesn't matter if you make mistakes – all
we ask is that you always try your best.**

Eating in school

You can bring in a packed lunch from home or if you would prefer, you can buy food in school. If you bring a packed lunch, this can be eaten outside or if it is wet, in an allocated Year 7 wet break room.

Hot and cold food can be bought from school before the school day starts, at break time and at lunch.

Before school

You can get a 'free' breakfast (Slice of toast or beans and toast) between 8.10 and 8.45 from the main canteen. Other breakfast items can be bought too.

Break time

You can buy from a range of hot and cold food in the canteen or studio.

At breaktime, you can also pre-order your lunch (snacks only) from student reception.

Lunchtime


Pre-orders are collected from 'T' block. You can also purchase 'sit down' meals in one of our canteens or snacks (paninis, wraps, pasta pots and sandwiches etc.) from the other. Snacks can also be purchased from the main school hall.

We have a three-week menu so there is a wide and varied range of food to choose from. If you have allergies or other dietary requirements, then these are catered for, so do not worry – if in doubt, ask a member of the canteen staff before you buy your food.



Paying for food

If you are buying food in school then you will pay using our biometric thumb print system. You will simply place your thumb on a scanner at the till and the money will



then come off your account. You can top up your account in school using the two machines near the main school hall or your parent/carers can add money using ParentPay. If you get free school meals, the money is automatically put onto your account each day. If you find yourself without any money or food to eat, please go to student reception or see Mrs Roberts Jones.

An example of one of our menus

Week 1

Monday	Tuesday	Wednesday	Thursday	Friday
Chicken Tikka Masala & Rice & Naan Bread	Pork Sausages & Mashed Potatoes, Gravy & Yorkshire Pudding	Beef & Lentil Lasagne & Garlic Bread	Roast Pork & Gravy Stuffing Roast & Mashed Potatoes	Battered Fish & Chips
<i>Sweet Potato & Spinach Lentil Curry & Rice & Naan Bread (V)</i>	Chicken Chow Mein Garlic Bread	<i>Quorn Sausages in Gravy Mashed Potatoes & Yorkshire Pudding (V)</i>	Spicy 5 Bean Wrap & Roast Potatoes	Chicken Balti & Rice or Chips
Chicken & Veg, Tomato & Cheese Pasta Garlic Bread	<i>Vegetable Chow Mein Garlic Bread (V)</i>	Salmon Fishcake Parsley Sauce & Mashed Potatoes	<i>Vegetable Pie Roast & Mashed Potatoes (V)</i>	<i>Vegetable Balti & Rice or Chips (V)</i>
<i>Filled Jacket Potato (V) With Tuna Mayo Cheese or Beans</i>	<i>Filled Jacket Potato(V) With Tuna Mayo Cheese or Beans</i>	<i>Filled Jacket Potato(V) With Tuna Mayo Cheese or Beans</i>	<i>Filled Jacket Potato(V) With Tuna Mayo Cheese or Beans</i>	<i>Filled Jacket Potato(V) With Tuna Mayo Cheese or Beans</i>
Garden Peas or Salad	Broccoli Florets or Salad	Vegetable Medley or Salad	Sweetcorn or Salad	Mushy Peas or Mixed Vegetable Salad
Paris Slice & Custard	Peach Crumble & Custard	Carrot Cake	Jam & Apple Sponge & Custard	Chocolate Brownie
Popcorn Chicken in a Wrap	Pepperoni Pizza Slice	Sausage Bun	Zingy Chicken Burger in a Wholemeal Bun	Chip Bun Meat & Potato Pie

‘My time at Morecambe Bay Academy has been very enjoyable. My favourite lesson so far has been PE. I have also enjoyed what food and drinks the canteen has to offer with their great taste.’

Oliver, Year 7 Student

You are encouraged to fill up your water bottles from the water dispensers around school during break and lunch. All the school building, except Broadway ‘B’ block have toilets in them. It is really important that you make the most of these facilities at break and lunch.

As previously mentioned, during lunch, Year 7 and Year 8 have an allocated area at the back of school where you can socialise and Year 7 can use the MUGA.

The importance of good attendance

Having a good attendance is really important. We have a target of 97% attendance for all students. This means you shouldn't be having more than 6 days' off in a year.



By being in school, you can attend all of your lessons which develops your confidence and better prepares you for your exams. Being in school every day not only helps you learn good habits for your future but also helps you keep strong friendships whilst in school.



Even if you are not feeling 100%, please make the effort to come into school and if we need to, we will send you home during the day if you are too unwell.

By being in school every day, you will be able to make the most of all the exciting opportunities that are on offer.



Homework

In order to develop and support your learning, teachers will set homework for you to complete. Homework is shared at the start of the lesson and we expect you to make appropriate notes in your student planner, (you will get your planner on your first day).

Teachers will also put the homework onto Synergy, a computer programme that we use in school. You will receive more information about Synergy and how to log on etc. in September.

Realistic deadlines will be given and we encourage you to speak with your class teacher if you have any problems understanding the work or if there is an issue with the deadline being met.

In core subjects, Mathematics, English and Science, you should expect homework at least once a week. In most cases, the work set should take you 30-45 minutes to complete.

In History, Geography, French and Technology, you will receive a piece of homework at least once a fortnight. Again, 30-45 minutes would be the expected to be spent on the task to produce a quality piece of work. All other subjects will set regular homework at appropriate times.

Homework tasks might involve an extended piece of work each half term.



Rewards and sanctions



Praise points

We want to acknowledge as many of your achievements and successes as possible whether they are inside or outside the classroom.

You will be awarded 'praise points' when your teacher believes you have displayed any of our values. Each week during assemblies, students with the most praise points are celebrated.

After each reporting period, if you are awarded 'outstanding' effort grades in all your subjects, you will be invited to special rewards lunch.

Your class teachers are also asked to nominate students who prove to be the **'top performer'**, **'most improved'** and **'best effort'** within each subject.

Your form tutor awards students who will receive a **'Form Tutor'** award alongside the **'Head of Year'** award and **'The Principals'** award. If you receive one of the awards then you and your family and friends are invited to our termly celebration assemblies after school.



Sanctions

We have very high expectations of all students when it comes to behaviour. At all stages, you will be given the opportunity to correct and improve your behaviour if needed.

Mobile phones

You are allowed to bring your mobile phone to school but during the school day, 8.55 – 3.05, it must be switched off and out of sight. If it is seen or heard, then it will be confiscated. Your parent/carer can collect it from school the same evening or it will be returned to you at the end of the next school day if you bring a note from home.

Life at Morecambe Bay Academy



Belong

Believe

Achieve



Vision and Values

Belong

We are kind and compassionate

We are respectful

We are honest and trustworthy

Believe

We seek out new challenges

We are resilient and determined

We have high aspirations

Achieve

We work hard

We pursue excellence

We persevere