


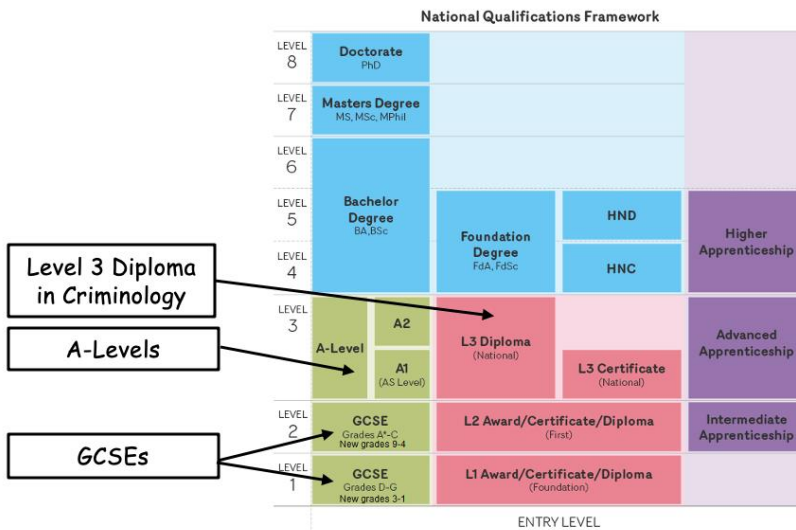
LEVEL 3 CRIMINOLOGY INTRODUCTION PROJECT 2024



Name: _____



WHAT IS A LEVEL 3 DIPLOMA?



This qualification is **not** an **A-level** and it is **not** a **BTEC** – it's a **Level 3 Diploma in Criminology**. Although it's not an A-level or a BTEC, it is the **equivalent** to studying one.

Take a look at the National Qualifications Framework to the left – it shows you how this qualification is **equivalent** to completing A-levels and even **Advanced Apprenticeships**.

WHY STUDY CRIMINOLOGY?

- Criminology is **50% exam** and **50% controlled assessment** meaning there is less pressure on your exam performance if this is something you worry about
- 50% of the qualification is complete in Year 12
- We look at interesting topics such as causes of crime and miscarriages of justice
- You will see examples of criminology in everyday life and will be able to apply your knowledge through meeting external visitors and visiting court
- Achieving an A in this qualification is worth 48 UCAS points (as of June 2024), the same points as an A grade in A level – helping you on your way to university.

Criminology is the scientific study of crime, including its causes, responses by law enforcement, and methods of prevention.

Don't just take our word for it – read what the specification says!

An understanding of criminology is relevant to many job roles within the criminal justice sector, social and probation work and sociology and psychology.

WJEC Level 3 Applied Diploma in Criminology is a qualification with elements of psychology, law and sociology that complements studies in humanities.

HOW WILL I BE ASSESSED?

This qualification is made up of four units with each unit worth 25% of your final grade.

50% EXAM
50% CONTROLLED ASSESSMENT

As mentioned previously, the first two units are completed in Year 12 with the last two being completed in Year 13.



	UNIT 1 (YEAR 12)	UNIT 2 (YEAR 12)	UNIT 3 (YEAR 13)	UNIT 4 (YEAR 13)
TITLE	CHANGING AWARENESS OF CRIME	CRIMINOLOGICAL THEORIES	CRIME SCENE TO COURTROOM	CRIME AND PUNISHMENT
ASSESSMENT	8 HOUR CONTROLLED ASSESSMENT JAN 2025	90 MINUTE EXAM 75 MARKS MAY 2025	8 HOUR CONTROLLED ASSESSMENT JAN 2026	90 MINUTE EXAM 75 MARKS MAY 2026
WHAT DO WE LOOK AT:	<ul style="list-style-type: none"> What are the types of crime? How much crime are we really aware of? How can we raise awareness of crime? 	<ul style="list-style-type: none"> What is the difference between crime and deviance? What are the reasons for committing crime? How can we use these reasons to tackle crime? 	<ul style="list-style-type: none"> How do we process crime scenes? What does a trial look like? What is a miscarriage of justice? 	<ul style="list-style-type: none"> How are laws made? Which agencies are responsible for controlling crime? Are prisons, the probation service and the police effective?

WHAT IS A CONTROLLED ASSESSMENT?

You will complete ALL class work notes then these can be used during the controlled assessment which is completed under exam conditions.

You will complete two controlled assessments (Unit 1 in Yr 12 and Unit 3 in Yr 13). They are each 8 hours long and are split over two days, normally 3 hours on the first day and 5 hours on the second.

It involves you typing a report/document based on topics you have learnt in your lessons.

Once this is complete, it is marked by your teacher and then checked by the exam board.



TRANSITION WORK

This is a detailed and comprehensive assignment that you have been given. **Do not rush it.** We advise that you complete the tasks **gradually** rather than leaving it all until the final week of your break.

You should expect to spend longer on these tasks than any homework you have completed before. L3 Criminology will be a **significant** step up from the work you have completed in Year 11.

Present the tasks in any format you like and bring it with you to your first lesson. If you are completing this work on a computer, please print off.

If you have any questions or are struggling to complete a task please email – no question is too silly!

The work you complete as part of this booklet will be used in your first lessons of criminology... make a good impression!

	TASK	✓
1	CRIMINOLOGY IN THE MEDIA Choose at least three documentaries to watch from the list and make a note of the key facts	
2	SERIAL KILLER FACT FILE Research a serial killer of your choice and produce a fact file	
3	ALL ABOUT HATE Answer the questions using the articles provided to find out more about hate crime	
4	WHAT DOES CRIME LOOK LIKE IN DIFFERENT AREAS? Use the crime maps to look at the different in amount and types of crime across different areas	
5	KEYWORDS Research the keywords and create a glossary	
6	CAMPAIGNS FOR CHANGE Research two of the campaigns and make notes according to the criteria	

TASK 1: CRIMINOLOGY IN THE MEDIA

Watch at least three!

Did you know that approximately 20% of films are crime related and around 46% of media reports focus on violent/sexual crime? With this mind, it makes sense that some people feel that crime is all around them. This task will widen your knowledge of the different ways crime is portrayed in the media. Pick whichever of the following documentaries to watch as part of your introduction to criminology. Be sure to make a note of key events.

NETFLIX

- Amanda Knox
- Disappearance of Madeline McCann
- When they see us
- Confessions of a killer: The Ted Bundy Tapes
- Making a Murderer
- The Innocence Files
- Evil Genius
- The People vs OJ Simpson
- Staircase
- The Trials of Gabriel Fernandez
- Killer Inside: The Mind of Aaron Hernandez
- 13th
- Abducted in plain sight
- American Murder (The Family Next Door)



YOUTUBE

- Belmarsh: Inside Britain's Toughest Prison
(<https://www.youtube.com/watch?v=mLRBpf-Ws6k>)
- Murder At Columbine High School
(<https://www.youtube.com/watch?v=DgmUpUHK3nE>)
- Hillsborough: anatomy of a disaster
(<https://www.youtube.com/watch?v=PYNeoTXe-SE>)
- Defending Violent Criminals
(<https://www.youtube.com/watch?v=Q15bAd8s08I>)
- Dr Death: Britain's Biggest Serial Killer
(<https://www.youtube.com/watch?v=3-KVuVjmjmU>)
- Michelle Carter – Can Words Kill
(<https://www.youtube.com/watch?v=MfAG4O7ojxE>)
- Myra Hindley – Britain's Most Hated Woman
(<https://www.youtube.com/watch?v=NQ8eKB5fJRk>)
- The Boys Who Killed a Child (Jamie Bulger)
(<https://www.youtube.com/watch?v=TrkQe4tyJnQ>)

As you progress through this course, you will be able to look back at what you have watched and identify different aspects of criminology within it.

TASK 2: SERIAL KILLER FACT FILE


Although criminology isn't all about gruesome serial killers, it will be useful for you to have some prior knowledge of this type of crime before you study the course. During Year 12, you will learn various causes of criminal behaviour and you will be able to link these to various serial killers. Choose a serial killer from the selection (or choose your own!) and research information according to the criteria below.

CRITERIA


1. What is their background?
 - Where did they grow up? What was their family like? What was their life like before/during their crimes?
2. What crimes did they commit?
 - How many people did they murder? How did they murder? What did they do with the bodies?
3. Who were their victims? Did they have a certain 'type'?
4. Were they caught? If so, how were they punished?
5. Is there anything which might explain their behaviour? i.e. any head injuries, childhood abuse?



Ian Brady and Myra Hindley




Fred and Rose West



Harold Shipman




Peter Sutcliffe



Ted Bundy



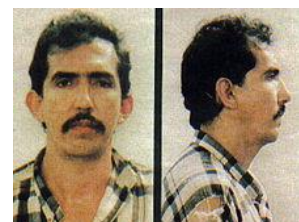
Beverley Allitt



John Christie



John Duffy and David Mulcahy



Luis Garavito

If this task is a bit too upsetting/gruesome for you – please stop

TASK 3: ALL ABOUT HATE

TIP: Enter "UK" after your search to ensure you get relevant information – so instead of "hate crime" search "hate crime UK"

Since the public vote on BREXIT, there has been a marked increase in the amount of hate crime in the UK. There are various types of hate crime and it can be really upsetting to be a victim. This task will allow you to look at it in more detail and find out some real life examples. Use the articles and videos in the boxes below to help you complete the following tasks.

CRITERIA

1. What is hate crime? What are the different categories of hate crimes?
2. Find **two** examples of victims of hate crime and write a summary of each case
 - a) Who was the perpetrator? Who was the victim?
 - b) What crimes were committed?
 - c) Did the perpetrator get punished? How?
3. Find **two** examples of support groups who help victims of hate crime and outline their aims and objectives

HATE CRIME.
WE'RE TAKING A STAND.
TOGETHER.

<https://www.independent.co.uk/news/uk/crime/brexit-hate-crime-eu-citizens-xenophobia-racism-police-bracing-march-2019-article-50-a8590921.html>

<https://www.victimsupport.org.uk/crime-info/types-crime/hate-crime>

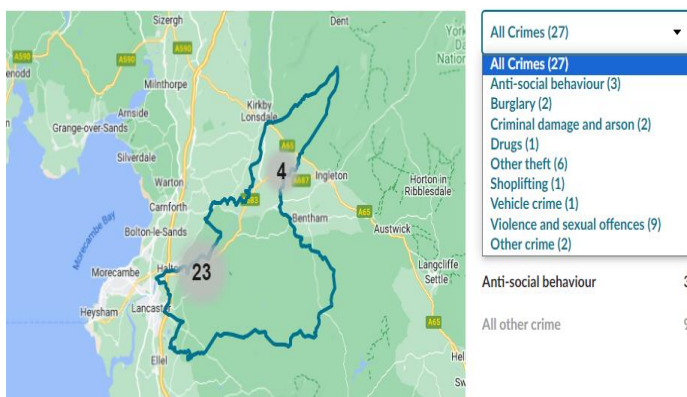
<http://www.stophateuk.org/>

<https://www.youtube.com/watch?v=B03jduD9N5o&safe=active>

TASK 4: WHAT DOES CRIME LOOK LIKE IN DIFFERENT AREAS?

You will already know that different areas of the UK will have different crime rates but did you know that different areas have different types of crime? Think about the difference between urban, built up areas compared to rural areas – what would the difference in types of crime be? Use the two links below to look at the amount and types of crime that occur around Morecambe Centre compared to Lower Lune Valley and Caton, a much larger area but more rural.

- <https://www.police.uk/pu/your-area/lancashire-constabulary/poulton-in-morecambe/?yourlocalpolicingteam=about-us&tab=crimemap>
- <https://www.police.uk/pu/your-area/lancashire-constabulary/lower-lune-valley-and-caton/?yourlocalpolicingteam=about-us&tab=crimemap>



Use the dropdown menu to see the different types of crime!

TIP: When looking at crime data, just stick to **April 2024**. This means when we discuss your findings in lesson, you should all have found the same pattern.

TASK 5: KEYWORDS

TIP: Enter "Criminology" after your search to ensure you get relevant information and keywords defined from a criminology point of view.

Knowing your keywords is very important in Criminology. We often find that the answers getting top marks are the answers that contain keywords used appropriately and effectively. Create a keyword glossary of the words below. If possible, try to use examples.

Crime	Deviance	White-collar crime
Technological crime	State crime	Moral crime
Domestic abuse	Hate crime	Honour crime
Ripple effect	Decriminalisation	Legalisation

TASK 6: CAMPAIGNS FOR CHANGE

A big focus of Unit 1 in Criminology is looking at how laws, policies and procedures have changed over time. You will also get the chance to plan your campaign. It therefore makes sense for us to start the course with a good set of knowledge about what existing campaigns are out there. Choose **two** of the following campaigns to research and makes notes using the criteria below.

CRITERIA

1. Why did this campaign start?
2. What was the aim of the campaign? What did they want to achieve?
3. How did they do it? What methods were involved? i.e. TV interviews, petitions
4. Was the campaign successful? Has it changed law/policy/procedure? Did it raise awareness?

CAMPAIGNS

- Sarah's Law
- Double Jeopardy Law
- Dignity in Dying
- Snowdrop Campaign
- Slow Down for Bobby
- Harper's Law

